
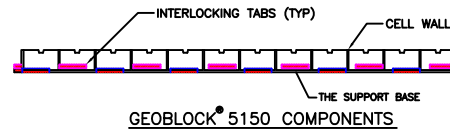
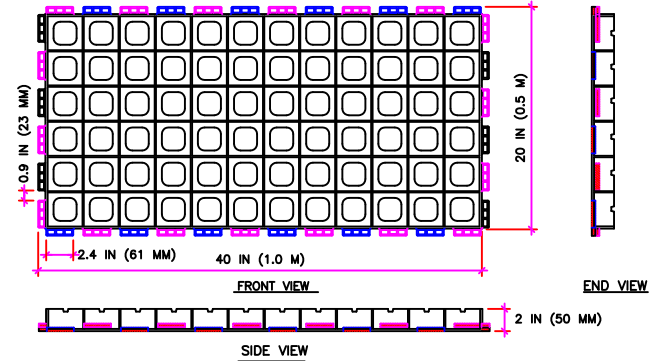


TYPICAL LAYOUT – BRICKLAYER PATTERN




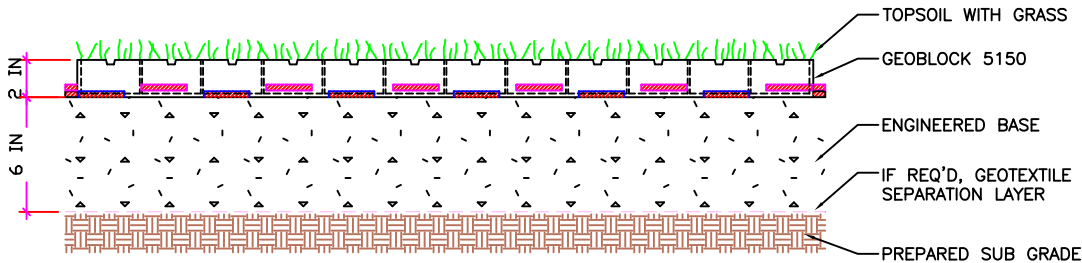
TYPICAL LAYOUT – HERRINGBONE PATTERN

GEOBLOCK 5150 MATERIAL SPECIFICATION	
MATERIAL	UP TO 97% RECYCLED POLYETHYLENE
COLOR	RANGES DARK SHADES GRAY TO BLACK
CHEMICAL RESISTANCE	SUPERIOR
CARBON BLACK FOR UV STABILIZATION, %	1.5 TO 2.0%
UNIT MIN CRUSH STRENGTH – EMPTY @ 70F (21C)	420 PSI (2,900 KPa)
UNIT MIN CRUSH STRENGTH – SAND FILLED @ 70F (21C)	7,058 PSI (48,734 KPa)
FLEXURAL MODULUS @ 73F (21C)	35,000 PSI (240,000 KPa)
NOMINAL DIMENSIONS – WIDTH X LENGTH	20 X 40 IN (0.5 X 1.0 M)
NOMINAL UNIT DEPTH	2 IN (50 MM)
NOMINAL AREA	5.3 SQFT (0.5 SQMTR)
CELLS PER UNIT	72
CELL SIZE	3.1 X 3.2 IN (79 X 81 MM)
TOP OPEN AREA PER UNIT	87%
BOTTOM OPEN AREA PER UNIT	41%
INTERLOCKING OFFSET SHEAR TRANSFER PINS	12 TABS PER 40 IN (PER 1 M)
NOMINAL WEIGHT PER UNIT	8.7 LBS (4.0 KG)
RUNOFF COEFFICIENT @ 2.5 IN/HR (64 MM) RAIN	0.15
UNITS PER PALLET	50

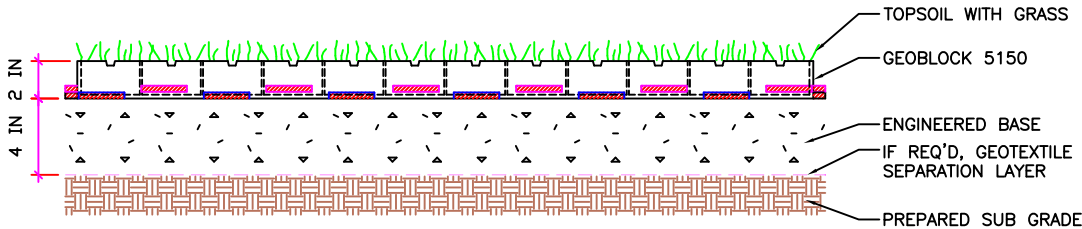


GEOBLOCK® 5150 COMPONENTS

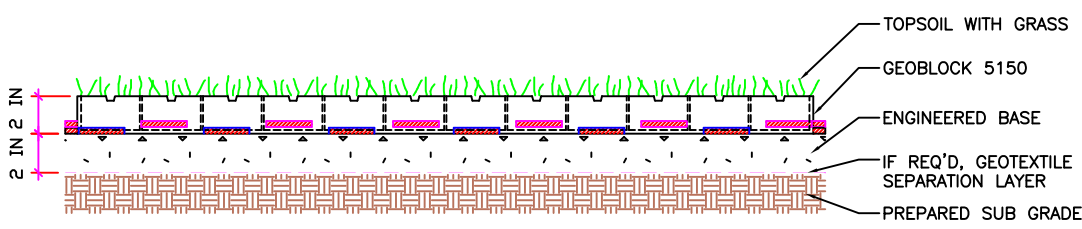
	PRESTO® PRODUCTS CO. 670 NORTH PERKINS STREET APPLETON, WI 54914 920-738-1342 WWW.PRESTOCEO.COM
	GEOBLOCK 5150 POROUS PAVEMENT SYSTEM <small>PRESTO, GEOSYSTEMS® AND GEOBLOCK® ARE REGISTERED TRADEMARKS OF PRESTO PRODUCTS.</small>
DATE: NOVEMBER 2013	FILE NAME: GB5150A1.dwg
SCALE: NTS	SHEET: 1



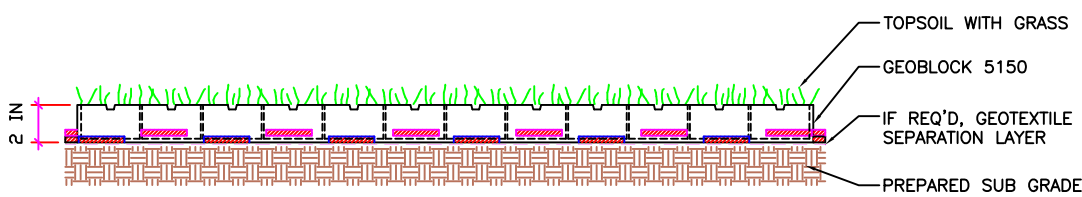
DESIGN 1



DESIGN 2



DESIGN 3




DESIGN 4

DESIGN GUIDELINES		
LOAD DESCRIPTION	CBR 2 - 4%	CBR > 4%
Heavy Fire Truck Access & H/HS-20 loading. Typical 110 psi (758 kPa) tire pressure. Single axle loadings of 32 kips (145 kN), tandem axle loadings of 48 kips (220 kN). Gross vehicle weight of 80,000 lbs (36.3 MT). Infrequent passes.	Design 1 - 6" Base	Design 2 - 4" Base
Light Fire Truck Access & H/HS-15 loading. Typical 85 psi (586 kPa) tire pressure. Single axle loadings of 24 kips (110 kN). Gross vehicle loads of 60,000 lbs (27.2 MT). Infrequent passes.	Design 2 - 4" Base	Design 3 - 2" Base
Utility & Delivery Truck Access & H/HS-10 loading. Typical 60 psi (414 kPa) tire pressure. Single axle loadings of 16 kips (75 kN). Gross vehicle loads of 40,000 lbs (18.1 MT). Infrequent passes.	Design 3 - 2" Base	Design 3 - 2" Base
Cars & Pick-up Truck Access. Typical 45 psi (310 kPa) tire pressure. Single axle loadings of 4 kips (18 kN). Gross vehicle loads of 8,000 lbs (3.6 MT). Infrequent passes.	Design 4 - No Base	Design 4 - No Base
Trail Use. Loading for pedestrian, wheelchair, equestrian, bicycle, motorcycle and ATV traffic.	Design 4 - No Base	Design 4 - No Base

Notes:

1. CBR means California Bearing Ratio.
2. Engineered base is a homogenous mixture consisting of crushed rock having an AASHTO # 5 or similar designation blended with pulverized topsoil and void component generally containing air and/or water. This homogenous mixture will promote vegetative growth and provide required structural support. The aggregate portion shall have a particle range from 9.5 mm to 25 mm (0.375 to 1.0 in) with a D50 of 13 mm (0.5 in). The percentage void-space of the aggregate portion when compacted shall be at least 30%. The pulverized topsoil portion shall equal 25% +/- of the total volume and be added and blended to produce a homogenous mixture prior to placement or washed into the in-place compacted aggregate. Once placed, the mixture shall be compacted to 95% Standard Proctor Density.
3. Refer to the Geoblock 5150 Design and Construction Overview for a complete description of the design and construction methods.



PRESTO® PRODUCTS CO.
 670 NORTH PERKINS STREET
 APPLETON, WI 54914
 920-738-1342
 WWW.PRESTOCEO.COM

GEOBLOCK 5150
POROUS PAVEMENT SYSTEM

PRESTO, GEO SYSTEMS® AND GEOBLOCK® ARE REGISTERED TRADEMARKS OF PRESTO PRODUCTS.

DATE: OCTOBER 2016	FILE NAME: GB5150B1.dwg
SCALE: NTS	SHEET: 1